


**Introductory sub-table (I)(a)**

<b>Name of the Company:RSC International Ltd.</b>			
<b>Scrip Code, Name of the scrip, class of security: 530179</b>			
<b>Quarter ended:31-March-2011</b>			
<b>Partly paid-up shares:-</b>			
	<b>No. of partly paid-up shares</b>	<b>As a % of total no. of partly paid-up shares</b>	<b>As a % of total no. of shares of the company</b>
Held by promoter/promoter group		0	0
Held by public	953600	100	16.59
<b>Total - D</b>	<b>953600</b>	<b>100</b>	<b>16.59</b>
<b>Outstanding convertible securities:-</b>			
	<b>No. of outstanding securities</b>	<b>As a % of total no. of outstanding convertible securities</b>	<b>As a % of total no. of shares of the company, assuming full conversion of the convertible securities</b>
Held by promoter/promoter group		0	0
Held by public	953600	100	16.59
<b>Total - E</b>	<b>953600</b>	<b>100</b>	<b>16.59</b>
<b>Warrants:-</b>			
	<b>No. of warrants</b>	<b>As a % of total no. of warrants</b>	<b>AS a % of total no. of shares of the company, assuming full conversion of warrants</b>
Held by promoter/promoter group		0	0
Held by public		0	0
<b>Total - F</b>	<b>0</b>	<b>0</b>	<b>0</b>
<b>Total paid-up capital of the company, assuming full conversion of warrants and convertible securities (Grand Total (A+B+C)+ D+E+F )</b>			
	<b>5749700</b>		

Certified true copy  
For RSC International Ltd.

  
Authorized signatory



Statement Showing Shareholding Pattern								
Category code	Category of Shareholder	Number of Shareholders	Table (I)(a)		Total shareholding as a percentage of total number of shares		Shares Pledged or otherwise encumbered	
			Total number of shares	Number of shares held in dematerialized form	As a percentage of(A+B) <sup>1</sup>	As a percentage of (A+B+C)	Number of shares	As a percentage
(I)	(II)	(III)	(IV)	(V)	(VI)	(VII)	(VIII)	(IX)= (VIII)/(IV)*100
<b>(A)</b>	<b>Shareholding of Promoter and</b>							
<b>1</b>	<b>Indian</b>							
(a)	Individuals/ Hindu Undivided Family	8	1236760	844730	21.51	21.51		0.00
(b)	Central Government/ State Government(s)							
(c)	Bodies Corporate	1	628360	0	10.93	10.93		0.00
(d)	Financial Institutions/ Banks				0.00	0.00		0.00
(e)	Any Others(Specify)				0.00	0.00		0.00
(e-i)	Directors & Reletive	91	298100	0	5.19	5.19		0.00
(e-ii)					0.00	0.00		0.00
	<b>Sub Total(A)(1)</b>	<b>100</b>	<b>2163220</b>	<b>844730</b>	<b>37.62</b>	<b>37.62</b>	<b>0</b>	<b>0.00</b>
<b>2</b>	<b>Foreign</b>							
a	Individuals (Non-Residents Individuals/ Foreign Individuals)				0.00	0.00		0.00
b	Bodies Corporate				0.00	0.00		0.00
c	Institutions				0.00	0.00		0.00
d	Any Others(Specify)				0.00	0.00		0.00
d-i					0.00	0.00		0.00
d-ii					0.00	0.00		0.00
	<b>Sub Total(A)(2)</b>				<b>0.00</b>	<b>0.00</b>	<b>0</b>	<b>0.00</b>
	<b>Total Shareholding of Promoter and</b>	<b>100</b>	<b>2163220</b>	<b>844730</b>	<b>37.62</b>	<b>37.62</b>	<b>0</b>	<b>0.00</b>
<b>(B)</b>	<b>Public shareholding</b>							
<b>1</b>	<b>Institutions</b>							
(a)	Mutual Funds/ UTI				0.00	0.00		
(b)	Financial Institutions/ Banks				0.00	0.00		
(c)	Central Government/ State Government(s)							
(d)	Venture Capital Funds				0.00	0.00		
(e)	Insurance Companies				0.00	0.00		
(f)	Foreign Institutional Investors				0.00	0.00		
(g)	Foreign Venture Capital Investors				0.00	0.00		
(h)	Any Other (specify)				0.00	0.00		
(h-i)					0.00	0.00		
(h-ii)					0.00	0.00		
	<b>Sub-Total (B)(1)</b>	<b>0</b>	<b>0</b>	<b>0</b>	<b>0.00</b>	<b>0.00</b>		
<b>B 2</b>	<b>Non-institutions</b>							
(a)	Bodies Corporate	13	438300	82000	7.62	7.62		
(b)	Individuals				0.00	0.00		
I	Individuals -i. Individual shareholders holding nominal share capital up to Rs 1 lakh	3078	3076380	116800	53.05	53.51		
II	ii. Individual shareholders holding nominal share capital in excess of Rs. 1 lakh.				0.00	0.00		
(c)	Any Other (specify)				0.00	0.00		
(c-i)	NRI-Repartable	26	71800	800	1.25	1.25		
(c-ii)					0.00	0.00		
	<b>Sub-Total (B)(2)</b>	<b>3117</b>	<b>3586480</b>	<b>199600</b>	<b>62.38</b>	<b>62.38</b>		
<b>(B)</b>	<b>Total Public Shareholding (B)= (B)(1)+(B)(2)</b>	<b>3117</b>	<b>3586480</b>	<b>199600</b>	<b>62.38</b>	<b>62.38</b>		
	<b>TOTAL (A)+(B)</b>	<b>3217</b>	<b>5749700</b>	<b>1044330</b>	<b>100.00</b>	<b>100.00</b>		
<b>(C)</b>	<b>Shares held by Custodians and against which Depository Receipts have been issued</b>							
1	Promoter and Promoter Group					0.00		0.00
2	Public					0.00		
	<b>Sub-Total (C)</b>	<b>0</b>	<b>0</b>	<b>0</b>		<b>0</b>	<b>0</b>	
	<b>GRAND TOTAL (A)+(B)+(C)</b>	<b>3217</b>	<b>5749700</b>	<b>1044330</b>		<b>100.00</b>	<b>0</b>	<b>0.00</b>

Certified true copy  
For RSC International Ltd.


Authorized signatory



(I)(b) Statement showing Shareholding of persons belonging to the category "Promoter and Promoter Group"

Sr. No.	Name of the shareholder	Total shares held		Shares pledged or otherwise encumbered		
		Number of shares	As a % of grand total (A)+(B)+(C)	Number	As a percentage	As a % of grand total (A)+(B)+(C) of sub-clause (I)(a)
(I)	(II)	(III)	(IV)	(V)	(VI)=(V)/(III)*100	(VII)
1	ALKA JAIN	89200	1.55		0.00	0.00
2	ALKA JAIN	377130	6.56		0.00	0.00
3	ALKA JAIN	3500	0.06		0.00	0.00
4	ALKA JAIN	3000	0.05		0.00	0.00
5	ALKA JAIN	100	0.00		0.00	0.00
6	ANKUR JAIN	415400	7.22		0.00	0.00
7	ANKUR JAIN	8300	0.14		0.00	0.00
8	GYANCHAND JAIN	340130	5.92		0.00	0.00
9	MASCOT FASHIONS P LTD	628360	10.93		0.00	0.00
10	ALOK KUMAR	2500	0.04		0.00	0.00
11	AMIT AGARWAL	4000	0.07		0.00	0.00
12	AMIT BHARDWAG	2500	0.04		0.00	0.00
13	AMIT KUMAR	2500	0.04		0.00	0.00
14	AMIT SETH	4000	0.07		0.00	0.00
15	ANAND KUMAR JAIN	5000	0.09		0.00	0.00
16	ANAND SHANKER	2500	0.04		0.00	0.00
17	ANAND TRIPATI	3500	0.06		0.00	0.00
18	ANIL KANOONGO	3000	0.05		0.00	0.00
19	ANIL KUMAR	4000	0.07		0.00	0.00
20	ANIL KUMAR PANCHOLI	3000	0.05		0.00	0.00
21	ANIL PAREEK	2500	0.04		0.00	0.00
22	ARVIND BHANGADIA	4000	0.07		0.00	0.00
23	ARVIND KUMAR	2500	0.04		0.00	0.00
24	ARVIND KUMAR	2500	0.04		0.00	0.00
25	ASHA AGARWAL	2500	0.04		0.00	0.00
26	ASHA AJMERA	4000	0.07		0.00	0.00
27	ASHOK JAIN	2500	0.04		0.00	0.00
28	ASHOK K JAIN	2500	0.04		0.00	0.00
29	ASHOK KOTHARI	3500	0.06		0.00	0.00
30	ASHOK KUMAR	3000	0.05		0.00	0.00
31	ASHOK KUMAR	2500	0.04		0.00	0.00
32	ASIT SHAH	3500	0.06		0.00	0.00
33	ATUL JOSHI	4000	0.07		0.00	0.00
34	ATUL PANCHOLI	3500	0.06		0.00	0.00
35	AVINASH JAIN	2100	0.04		0.00	0.00
36	B L JAIN	2500	0.04		0.00	0.00
37	B S SACHDEVA	3500	0.06		0.00	0.00
38	BABU BHAI SOLANKI	3500	0.06		0.00	0.00
39	BABU BHAI SOLANKI	3000	0.05		0.00	0.00
40	BABU LAL JAIN	5000	0.09		0.00	0.00
41	BAHADUR SINGH JAIN	3000	0.05		0.00	0.00
42	BALARAM SINGH	3500	0.06		0.00	0.00
43	BANSI LAL	2500	0.04		0.00	0.00
44	BANSI LAL JAIN	3000	0.05		0.00	0.00
45	BANWARI LAL JAIN	2500	0.04		0.00	0.00
46	BAPU LAL	2500	0.04		0.00	0.00
47	BHAG CHAND JAIN	3500	0.06		0.00	0.00
48	BHAG CHAND JAIN	2500	0.04		0.00	0.00
49	BHARAT J MITHANI	2500	0.04		0.00	0.00
50	CHAIN RAJ MEENA	2500	0.04		0.00	0.00
51	CHANDAN ROY	3000	0.05		0.00	0.00
52	CHANDRA PRAKASH	2500	0.04		0.00	0.00
53	CHANDRES MEHTA	3000	0.05		0.00	0.00
54	CHINU BHAI SEN	4000	0.07		0.00	0.00
55	CLIVE SINGH	3500	0.06		0.00	0.00

Certified true copy  
For RSC International Ltd.

  
Authorized signatory



Sr. No.	Name of the shareholder	Total shares held		Shares pledged or otherwise encumbered		
		Number of shares	As a % of grand total (A)+(B)+(C)	Number	As a percentage	As a % of grand total (A)+(B)+(C) of sub-clause (I)(a)
(I)	(II)	(III)	(IV)	(V)	(VI)=(V)/(III)*100	(VII)
56	D M PATEL	3000	0.05		0.00	0.00
57	D M SHARMA	4000	0.07		0.00	0.00
58	DEV KISHAN PARIKH	2500	0.04		0.00	0.00
59	DHARAMCHAND JAIN	100	0.00		0.00	0.00
60	G C JAIN	100	0.00		0.00	0.00
61	G L SHARMA	2500	0.04		0.00	0.00
62	LAL CHAND JAIN	1000	0.02		0.00	0.00
63	MADAN LAL JAIN	10000	0.17		0.00	0.00
64	MAHAVEER PRASAD	2500	0.04		0.00	0.00
65	MAHAVEER PRASAD JAIN	2500	0.04		0.00	0.00
66	MAHENDRA KUMAR	2500	0.04		0.00	0.00
67	MAHENDRA KUMAR JAIN	10000	0.17		0.00	0.00
68	MANJU DEVI	2500	0.04		0.00	0.00
69	MANJU DEVI AGARWAL	2500	0.04		0.00	0.00
70	MANJU GOYAL	2500	0.04		0.00	0.00
71	MANJULATA JAIN	7500	0.13		0.00	0.00
72	MANORAMA JAIN	10000	0.17		0.00	0.00
73	PADAM CHAND	2500	0.04		0.00	0.00
74	PAWAN KUMAR JAIN	4000	0.07		0.00	0.00
75	PREM CHAND	5000	0.09		0.00	0.00
76	PREM DEVI	2600	0.05		0.00	0.00
77	REKHA JAIN	10000	0.17		0.00	0.00
78	S K VIJAY	4000	0.07		0.00	0.00
79	S VARADHA RAJAN	3000	0.05		0.00	0.00
80	SANJAY GARG	3000	0.05		0.00	0.00
81	SANJEEV ARORA	4000	0.07		0.00	0.00
82	SANJU DEVI	2500	0.04		0.00	0.00
83	SANTOSH BALICHWAL	3500	0.06		0.00	0.00
84	SANTOSH CHOUDHERY	3500	0.06		0.00	0.00
85	SASHI JAIN	2500	0.04		0.00	0.00
86	SATISH GOYAL	5000	0.09		0.00	0.00
87	SATISH JI SUKHWAL	2500	0.04		0.00	0.00
88	SATNARAYAN K V	3500	0.06		0.00	0.00
89	SAURABH SHAH	3000	0.05		0.00	0.00
90	SHAKEEL MULLA	4000	0.07		0.00	0.00
91	SUSHILA DEVI	2500	0.04		0.00	0.00
92	SUSHILA JAIN	100	0.00		0.00	0.00
93	VIMAL KUMAR JAIN	100	0.00		0.00	0.00
94	VINAY KUMAR	2500	0.04		0.00	0.00
95	VINIT KUMAR	2500	0.04		0.00	0.00
96	VIREN M SHAH	3500	0.06		0.00	0.00
97	VIRENDRA JAIN	2500	0.04		0.00	0.00
98	VIRENDRA SUDHWAL	2500	0.04		0.00	0.00
99	VISHNU PRAKASH	2500	0.04		0.00	0.00
100	YOGESH CHAND	2500	0.04		0.00	0.00
<b>TOTAL</b>		<b>2163220</b>	<b>37.62</b>		<b>0.00</b>	<b>0.00</b>

Certified true copy  
For RSC International Ltd.

  
Authorized signatory

(I)(c) Statement showing Shareholding of persons belonging to the category "Public" and holding more than 1% of the total number of shares

Sr. No.	Name of the shareholder	Number of shares	Shares as a percentage of total number of shares {i.e., Grand Total (A)+(B)+(C) indicated in Statement at para (I)(a) above}
1	ALPINE OVERSEAS	340000	5.913
2	LIBORD INFOTECH LIMITED	79100	1.38
3	NIDHI DUSAD	88590	1.54
4	VIPUL DUSAD	141400	2.46
<b>TOTAL</b>		<b>649090</b>	<b>11.29</b>

(I)(d) Statement showing details of locked-in shares


Sr. No.	Name of the shareholder	Number of locked-in shares	Locked-in shares as a percentage of total number of shares {i.e., Grand Total (A)+(B)+(C) indicated in Statement at para (I)(a) above}
1			0.00
<b>TOTAL</b>		<b>0</b>	<b>0.00</b>

Sr. No.	Type of outstanding DR (ADRs, GDRs, SDRs, etc.)	Number of outstanding DRs	Number of shares underlying outstanding DRs	Shares underlying outstanding DRs as a percentage of total number of shares {i.e., Grand Total (A)+(B)+(C) indicated in Statement at para (I)(a) above}
1				0.00
<b>TOTAL</b>		<b>0</b>	<b>-</b>	<b>0.00</b>

(II)(b) Statement showing holding of Depository Receipts (DRs), where underlying shares held by "promoter/promoter group" are in excess of 1% of the total number of shares

Sr. No.	Name of the DR Holder	Type of outstanding DR (ADRs, GDRs, SDRs, etc.)	Number of shares underlying outstanding DRs	Shares underlying outstanding DRs as a percentage of total number of shares {i.e., Grand Total (A)+(B)+(C) indicated in Statement at para (I)(a) above}
1				0.00
<b>TOTAL</b>			<b>0</b>	<b>0.00</b>

Certified true copy  
For RSC International Ltd.

  
Authorized signatory